

Health Disparities among Hispanic Youth

Although significant progress has been made in providing access to healthcare, Hispanic youth are disproportionately affected by certain health conditions and face higher uninsured rates.

TOP HEALTH CONCERNS

Youth Population




1 in 4
U.S. Children are Hispanic.¹

Obesity

25.6%
of Hispanic children have obesity

U.S. youth obesity rates are highest among Latinos.²



Fact

1.6X

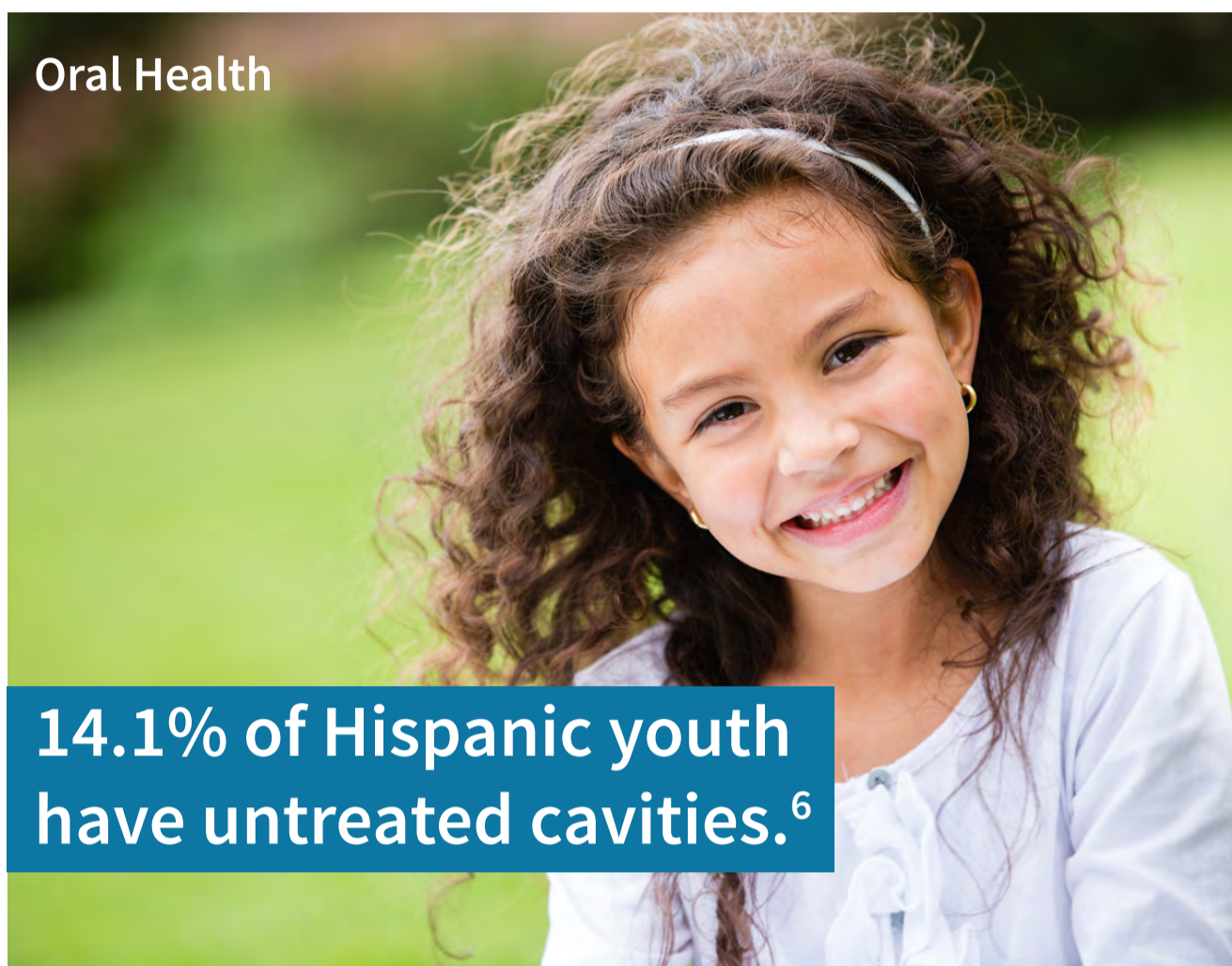
Hispanic children are 1.6x more likely to have obesity compared to non-Hispanic white children.³

Disease



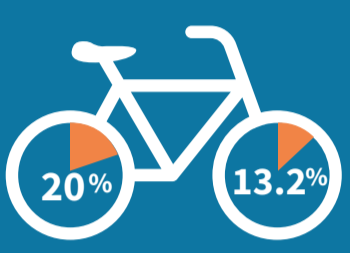
The incidence rate of type 2 diabetes among Hispanic youth is 20.9%, compared to 4.5% among non-Hispanic white youth.⁴

Oral Health



14.1% of Hispanic youth have untreated cavities.⁶

Activity



20% of Hispanic youth are inactive compared to 13.2% of non-Hispanic white youth.⁵

BARRIERS TO BETTER HEALTH

Awareness



50% of parents of uninsured African American and Latino children are unaware that their children are eligible for Medicaid and CHIP coverage.^{7,8}

Lack of Coverage

MS TX TN

6,720 (19.2%) 644,771 (17.7%) 27,240 (17.7%)


States with the highest uninsured Hispanic populations.^{9,10}

Limited English Proficiency

Language barriers can be a challenge to healthcare enrollment.

Lack of Coverage

1.83 million



Hispanic children are uninsured, a majority of whom are eligible for Medicaid and CHIP.¹¹

Health Literacy

Making informed health decisions is difficult with limited knowledge of insurance options and the health system.

Preventive Care



6.5% of Hispanic children did not receive an annual well-child checkup in 2019.¹²

Pathways to Better Health

Get Free or Low-cost Health Coverage For Your Child.

[InsureKidsNow.gov](https://www.insurekidsnow.gov)

Pathways to Better Health

Use the Dentist Locator to

Find A Dentist In Your Community That Helps Kids

and Accepts Medicaid and CHIP

[Find a Dentist](#)

- References:
1. <https://www.census.gov/newsroom/press-kits/2020/population-estimates-detailed.html>
 2. <https://www.cdc.gov/obesity/data/childhood.html>
 3. <https://www.cdc.gov/obesity/data/childhood.html>
 4. <https://www.cdc.gov/diabetes/library/reports/reportcard/diabetes-in-youth.html>
 5. https://www.cdc.gov/healthyouth/data/yrbs/slides/2019/physical_slides_yrbs.pptx
 6. <https://www.cdc.gov/nchs/data/hus/2019/028-508.pdf>
 7. <https://www.aappublications.org/news/2016/05/05/Medicaid050516>
 8. <https://www.ncbi.nlm.nih.gov/pmc/articles/PMC4802608/>
 9. <https://ccf.georgetown.edu/wp-content/uploads/2021/06/Health-Coverage-Trends-for-Latino-Children-FINAL.pdf>
 10. <https://www.census.gov/programs-surveys/acs/microdata/access.html>
 11. <https://ccf.georgetown.edu/wp-content/uploads/2021/06/Expanding-Medicaid-Would-Help-Close-Coverage-Gap-for-Latino-Children-and-Parents.pdf>
 12. https://www.cdc.gov/NHISDataQueryTool/SHS_child/index.html



InsureKidsNow.gov

October 2021